

T-series movable electric vehicle charger

T500-P40

T-Series is a portable and easily movable DC charging station for electric vehicles. Instant charging power for when and where you need it the most.

T500 range is mainly targeted to vehicles with battery voltage below 500Vdc which is typical for private passenger cars as well as light commercial vehicles and work machines.

Cloud connection for wireless software updates and superior data management.

Suitable for most common charging standards: CHAdeMO, CCS and Type 2.

40 kW of total charging power. Dual charging option with 20 kW from each channel.

Suitable for 63A and 32A sockets. Maximum 40 kW with 63A, 20 kW achievable with 32A.

Intuitive and user-friendly 7" touch screen ensures smooth and convenient charging experience.

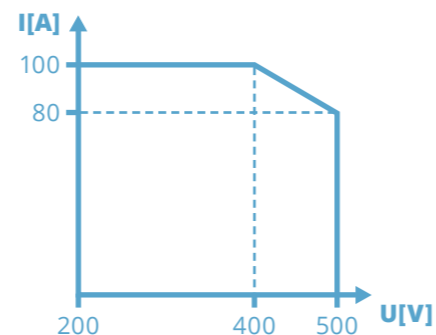
Robust and weatherproof, tested in harsh conditions.



T500-P40 DC Charging Trolley

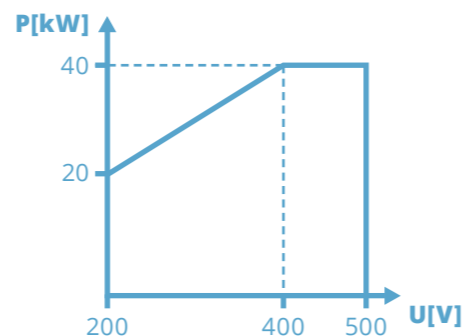
AC INPUT

AC power connection	3P+N+PE, 63A plug
AC Cable length	5 m
Input voltage Range	380...440Vac +/-10%
Nominal Input current	63 A
Nominal Input power	43.6 kVA
Input Frequency	50 - 60 Hz
Power Factor (@ full load)	0.93
Efficiency	95% @ nominal output power
Standby power consumption	20 VA



DC CHARGING OUTPUT

Available DC connection types	CCS (Combo 2), CHAdeMO (depends on model)
DC cable length	5 m
Maximum output power	40 kW (in 2-in-1 models: 20 kW/DC-output)
Maximum output current	100 A
Output voltage range	200 - 500Vdc



AC CHARGING OUTPUT (optional, not in all models)

AC connection standard	Type 2 Mennekes
Maximum output power	22 kW
Maximum output current	3 x 32 A
Output voltage	equal to supply voltage, 380...440Vac +/-10%

AMBIENT CONDITIONS

Operation temperature	-30 °C to +40 °C
Storage temperature	-40 °C to +60 °C
Enclosure class	IP54
Operational noise level	< 60 dB
Humidity	< 95% relative humidity

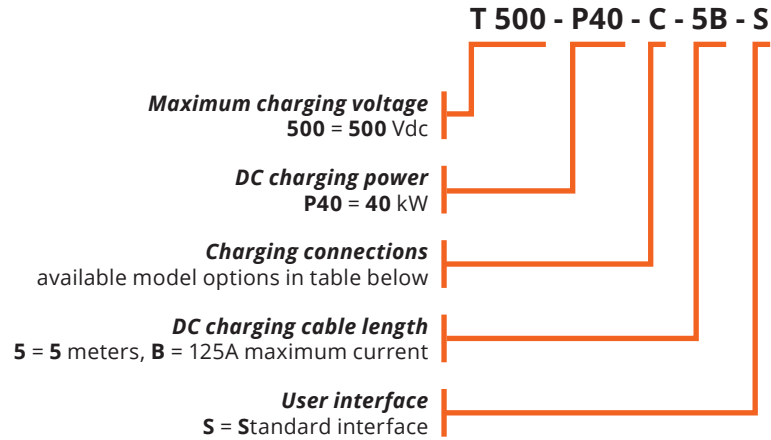
MECHANICAL

Cooling	forced air
Dimensions (DxWxH)	670 x 640 x 1220 mm
Weight	120 kg

OTHER

User Interface	Main switch, 7" touch screen, start/stop buttons, charge status indication LED bars
Protections	Over/under voltage, Surge protection, Short circuit, Earth leakage current, Over temperature
Electrical safety	IEC 61851-1, IEC61851-23
Electro Magnetic Compatibility	EN 61000-1, -2, -3, -4
Harmonics	EN 61000-3-2





CHARGING CONNECTIONS

C	1 x CCS2
CC	2 x CCS2
CA	1 x CCS2 and 1 x Type 2 AC
CCA	2 x CCS2 and 1 x Type 2 AC
D	1 x CHAdeMO
DD	2 x CHAdeMO
DA	1 x CHAdeMO and 1 x Type 2 AC
DDA	2 x CHAdeMO and 1 x Type 2 AC
CD	1 x CCS and 1 x CHAdeMO
CDA	1 x CCS, 1 x CHAdeMO and 1 x Type 2 AC

OPTIONS

T-DOCK	T-series lockable docking station, floor/ground mounted
T-BASE	T-series base plinth kit